

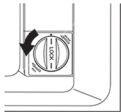


cleaning and maintaining your side-by-side refrigerator

CHANGING THE WATER FILTER

 If the water filter indicator turns into red, filtering ability may decrease. Then you need to change the water filter. Water filter is located on the bottom right side of the refrigerator.

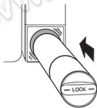
1. Turn the water filter 90° counter-clockwise.



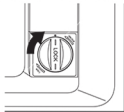
2. Pull the water filter from the filter housing.



3. Insert new water filter inside the filter housing.



4. Turn the new water filter 90° clockwise.



5. After changing the water filter, press **Water** button on the display part for 3 seconds and check if it turns into blue.